

TFS Excessive Wear and Use Guidelines

EXTERIOR


The following are examples of excessive wear and use found on the exterior of a vehicle¹.



1. Dented Bumper



2. Scratched Bumper



3. Scratched Paint




4. Poor Repair



5. Broken Mirror



6. Damaged Windshield



7. Exposed Tire Cord



8. Damaged Alloy Wheel

1-4: Paint and Body

- A consolidation of severe scratches in which the paint has been removed and the underlying panel is exposed
- A single dent greater than the size of a credit card
- Previous repairs performed poorly or unrepaired collision damage

5-6: Glass and Lights


- Windshield cracks, stars or bull's-eyes
- Damaged, broken or non-factory tinted glass
- Bent, broken or missing lights, turn signals, mirrors or lamps

7-8: Tires, Wheels & Wheel Covers

- Tires with exposed cords or sidewall damage
- Tires or wheels that do not meet manufacturer's guidelines for safe operation
- Missing or damaged wheel covers
- Wheel gouges greater than 1"

INTERIOR

The following are examples of excessive wear and use found on the interior of a vehicle¹.



9. Cut Seat



10. Burned Fabric



11. Missing Accessory



12. Broken Equipment

9-10: Seat and Trim

- A single cut, tear, burn or stain greater than the size of a credit card

11-12: Equipment, Parts & Accessories

- Missing keys/remotes
- Missing parts or accessories (shifter knob, headrests, tonneau/cargo cover, etc.)
- Inoperative, malfunctioning or broken parts or equipment
- Any modifications not on the vehicle at lease inception

CHECKLIST & TOOLS

Use the following checklist and tools to ensure your lease turn-in process is fast and simple.

- Use a credit card to examine possible excessive wear and use on your vehicle².
- Schedule your vehicle inspection appointment.
- Schedule a turn-in appointment with your Toyota dealer.
- Bring the following materials with you to your inspection and lease-return appointments:
 - Tool kit and spare tire, if applicable
 - All sets of keys (masters/remotes/valet), if applicable
 - Owner's Manuals
 - Any original equipment on your vehicle at lease inception (radio, headrests, 3rd row seat, tonneau/cargo cover, etc.)
- Bring the Odometer Statement included in your final billing statement (also available on TFSLeaseEnd.com), and have the dealer record the mileage. Don't forget to sign the statement and ask for a copy.
- Check with your DMV to determine if your state requires license plate return at lease end.
- Cancel any electronic payments.

Use a credit card as a guide to check for excess wear and use damage.

← A credit card is 3 3/8" in length →

QUESTIONS?
CONTACT 800-286-0652